

How to fly Multiplayer in FSX

by panos95



VERSION 1.10

This tutorial's purpose is to teach all those who don't know how to fly multiplayer in the new Flight Simulator Platform, Flight Simulator X [FSX or FS10].

I assume in this article that you know how to fly a plane in FS, as the tutorial does not cover the basics of flying in flight simulator.



How to fly Multiplayer in FSX

by panos95

CONTENTS

[1. OVERVIEW](#)

[2. The Flight Simulator X Multiplayer Interface](#)

[3. Getting Started](#)

[3.1 Creating a new Account](#)

[3.2 Logging in](#)

[3.3 Hosting a Session](#)

[3.4 Selecting a Session](#)

[4. Flying](#)

[4.1 OK. I'm in a Session. What's next?](#)

[4.2 Communicating with others](#)

[5. Frequently Asked Questions](#)



How to fly Multiplayer in FSX

by panos95

1. OVERVIEW

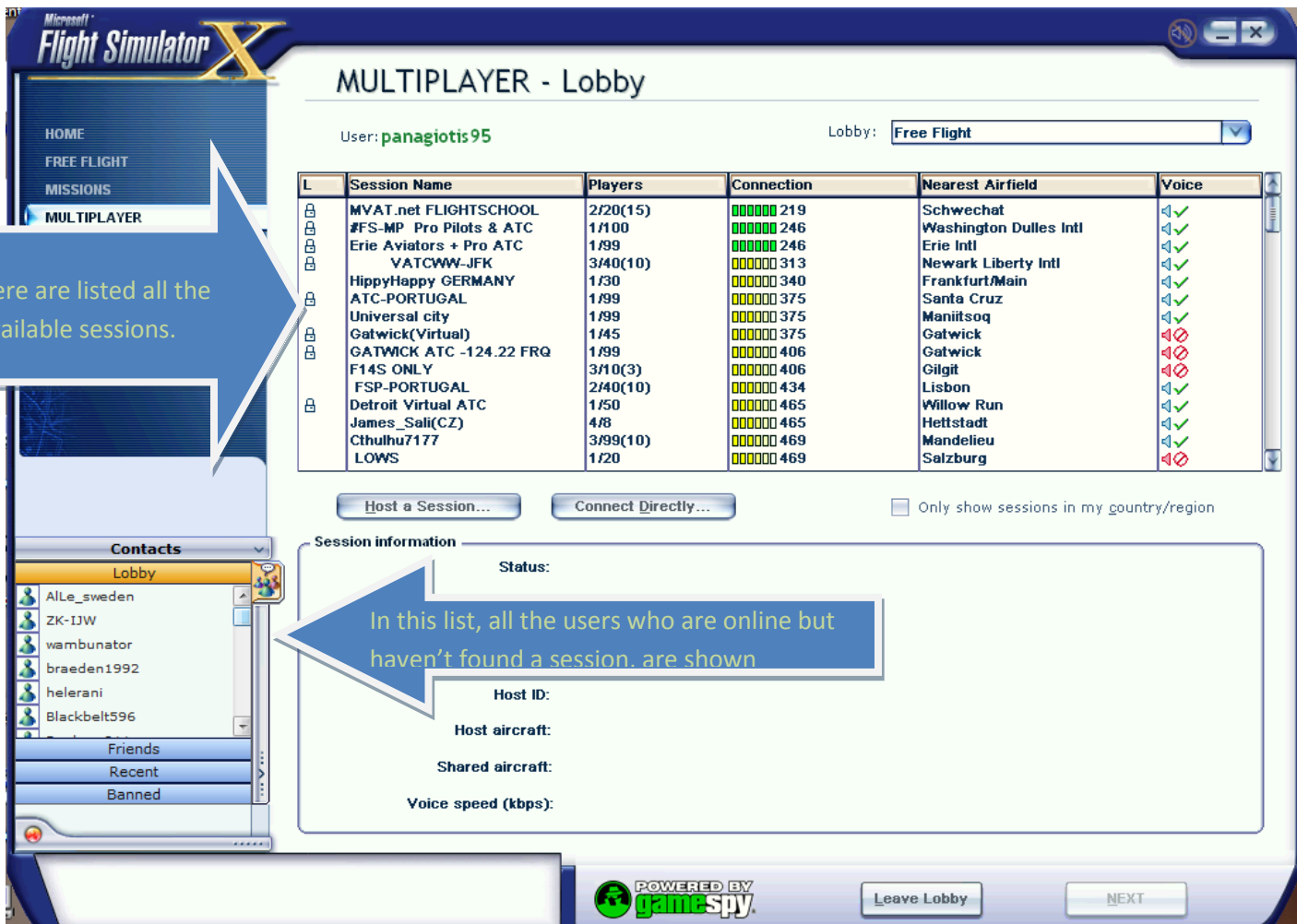
Multiplayer is something that almost all games have. Why? Because people get bored playing alone.

Microsoft has included a Multiplayer feature in FSX. Nothing is like flying with others. You cannot guess the other player's moves. In Multiplayer you can do as many things you can do in Free Flight plus some more, such as flying in formation or dealing with an emergency with a co-pilot.

But this tutorial's purpose isn't to show you the FSX multiplayer features, but how to fly with others. This tutorial assumes that **you know how to fly a plane in FS**, so it won't teach you how.

2. The Flight Simulator X Multiplayer Interface

It is quite easy to navigate in the FSX Multiplayer interface. The picture below shows the screen that you get after you have logged in



How to fly Multiplayer in FSX

by panos95

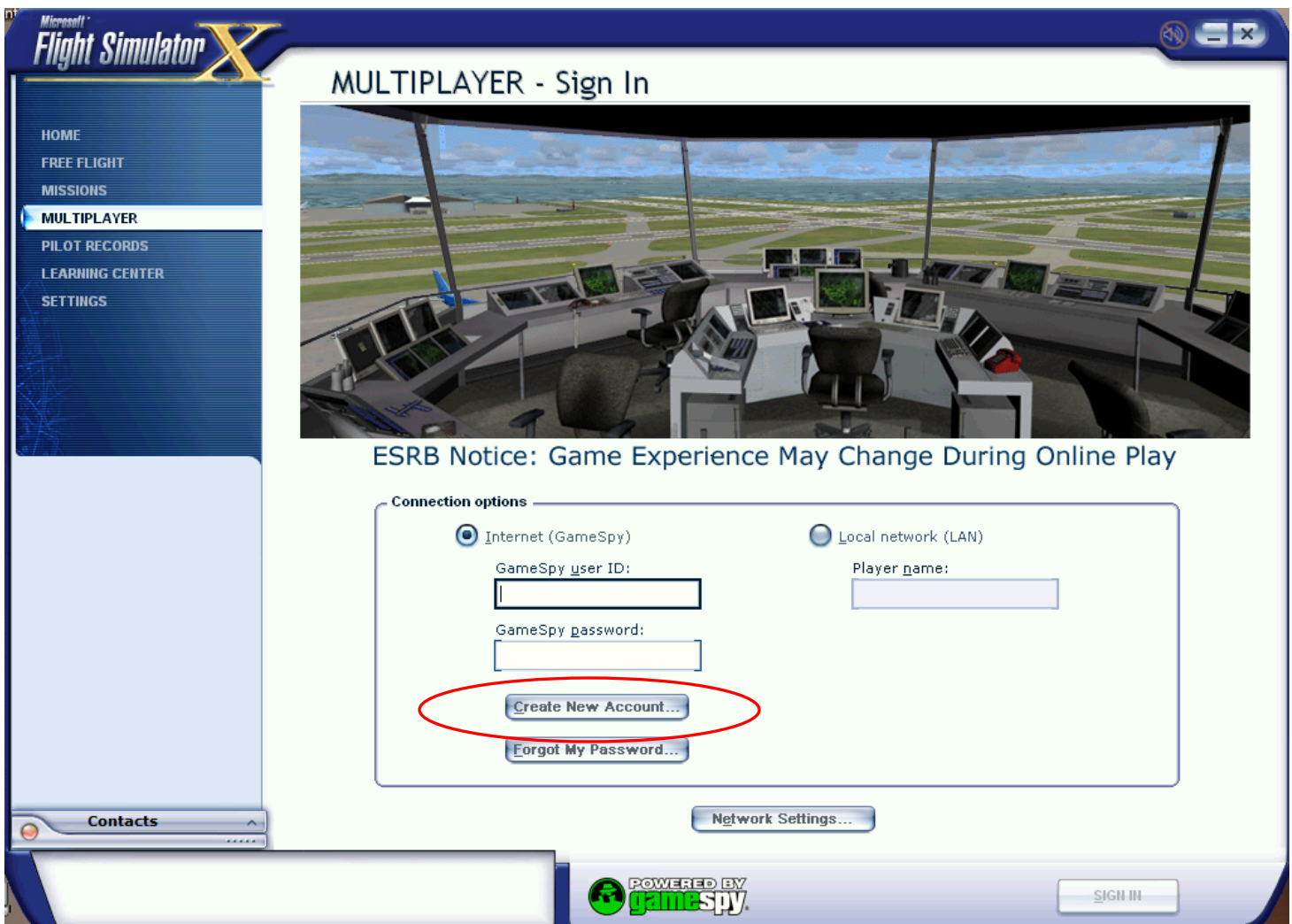
3. Getting Started

3.1 Creating a new Account

As a new player you probably won't have an account, but if you do have an account [skip this step and go directly to "Logging in"](#). If you had created an account for FS2004 multiplayer it will not work so you will need to create a new one.

When opening the multiplayer tab, you'll come across this page:

Click Create a New Account...



How to fly Multiplayer in FSX

by panos95

Now you will be redirected here:

All you have to do is fill all the fields. I suggest you enter a date of birth prior to 1993 or you may not get accepted.

The screenshot shows the 'MULTIPLAYER - Create GameSpy Account' window within the Microsoft Flight Simulator X interface. The window has a dark blue header with the 'Microsoft Flight Simulator X' logo on the left and window control buttons on the right. A vertical navigation menu on the left side includes 'HOME', 'FREE FLIGHT', 'MISSIONS', 'MULTIPLAYER' (highlighted), 'PILOT RECORDS', 'LEARNING CENTER', and 'SETTINGS'. The main content area is light green and contains a 'Create a GameSpy account' form with the following fields: 'Player name:', 'E-mail:', 'Confirm e-mail:', 'Password:', 'Confirm password:', and 'Date of birth:' (with dropdown menus for Month, Day, and Year). A 'Create GameSpy Account' button is positioned below the date fields. Below the form, there is a link to GameSpy's privacy policy: 'To read GameSpy's privacy policy, please visit: <http://corp.igngamespy.com/privacy.html>'. Below this is a 'Forgot your password?' section with an 'Enter your e-mail address:' field and an 'E-mail My Password' button. At the bottom of the window, there is a 'CLOSE' button and a 'POWERED BY gameSpy' logo. A 'Contacts' window is partially visible at the bottom left.



How to fly Multiplayer in FSX

by panos95

After you create an account, you'll be taken to the login page.



3.2 Logging in

Now fill in the fields. The "GameSpy user ID" is your player name. After you have entered these, click sign in



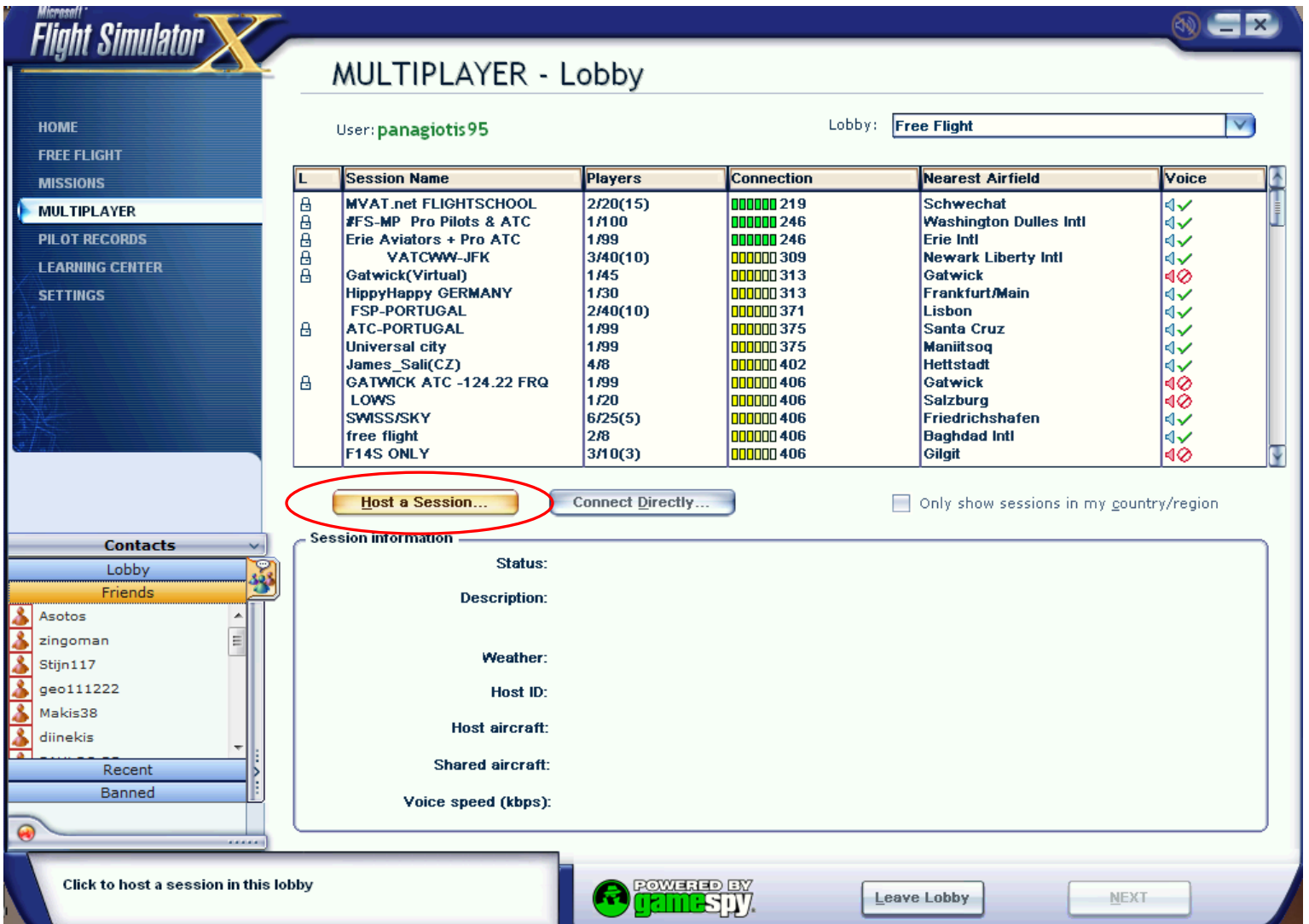
How to fly Multiplayer in FSX

by panos95

3.3 Hosting a Session

If you want to create your own session ie host a session, then do the following: ([But if you don't want to host your own session, skip this step and go here](#))

Click "Host a Session..."



How to fly Multiplayer in FSX

by panos95

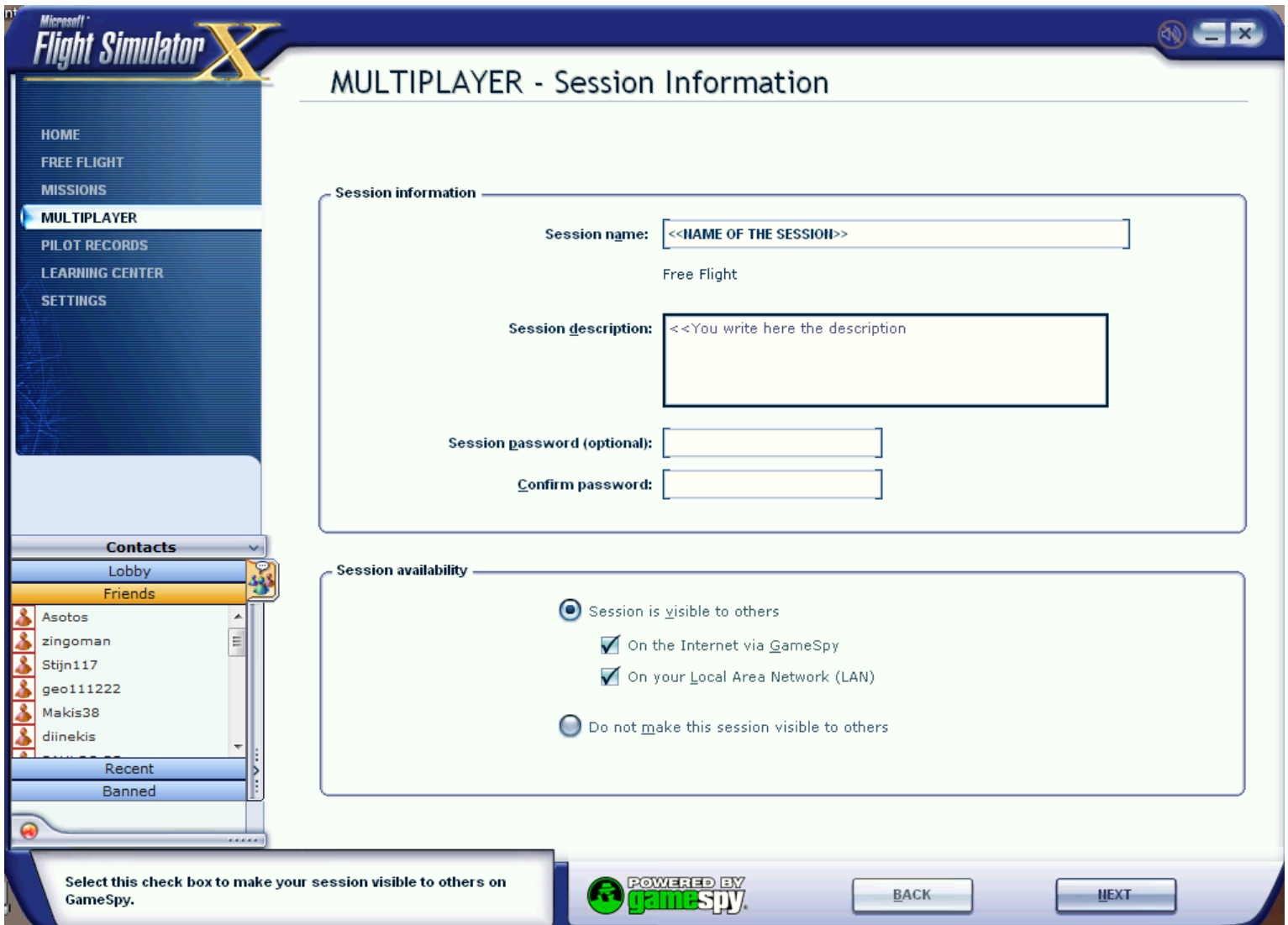
Fill in all the fields:

Session Name: You write here the name of the session

Session Description: You write here the description of the session and some information you want the others to know

Session Password: Type here a password for the session. This field is **optional**

Session is visible to others: Check both boxes.



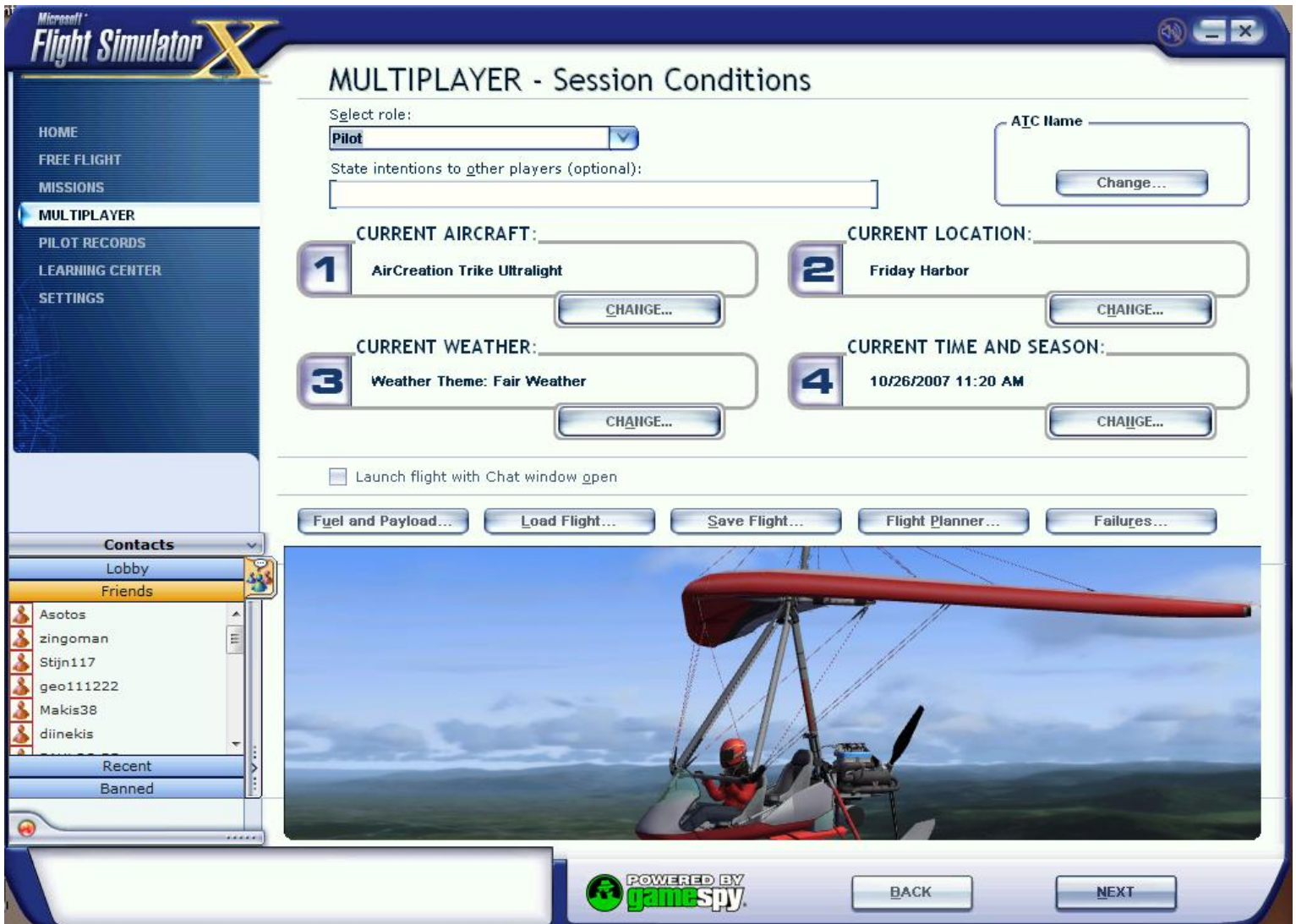
How to fly Multiplayer in FSX

by panos95

Click NEXT

Now choose your desired aircraft, location, weather [It's more realistic to choose Real-World Weather] and Current Time and Session. Also, you can choose whether you are a pilot or an Air Traffic Controller.

Please note that you cannot change any of these when a Session is in progress



Click "NEXT"

How to fly Multiplayer in FSX

by panos95

Player Restrictions

Maximum players: Enter how many players you wish to be able to join your session

Slots reserved for friends: Enter how many slots you wish to reserve for friends

Minutes until Session starts: Enter how many minutes you wish to go until the session is available to the public.

Voice Communication

Enable voice communication (broadband required)

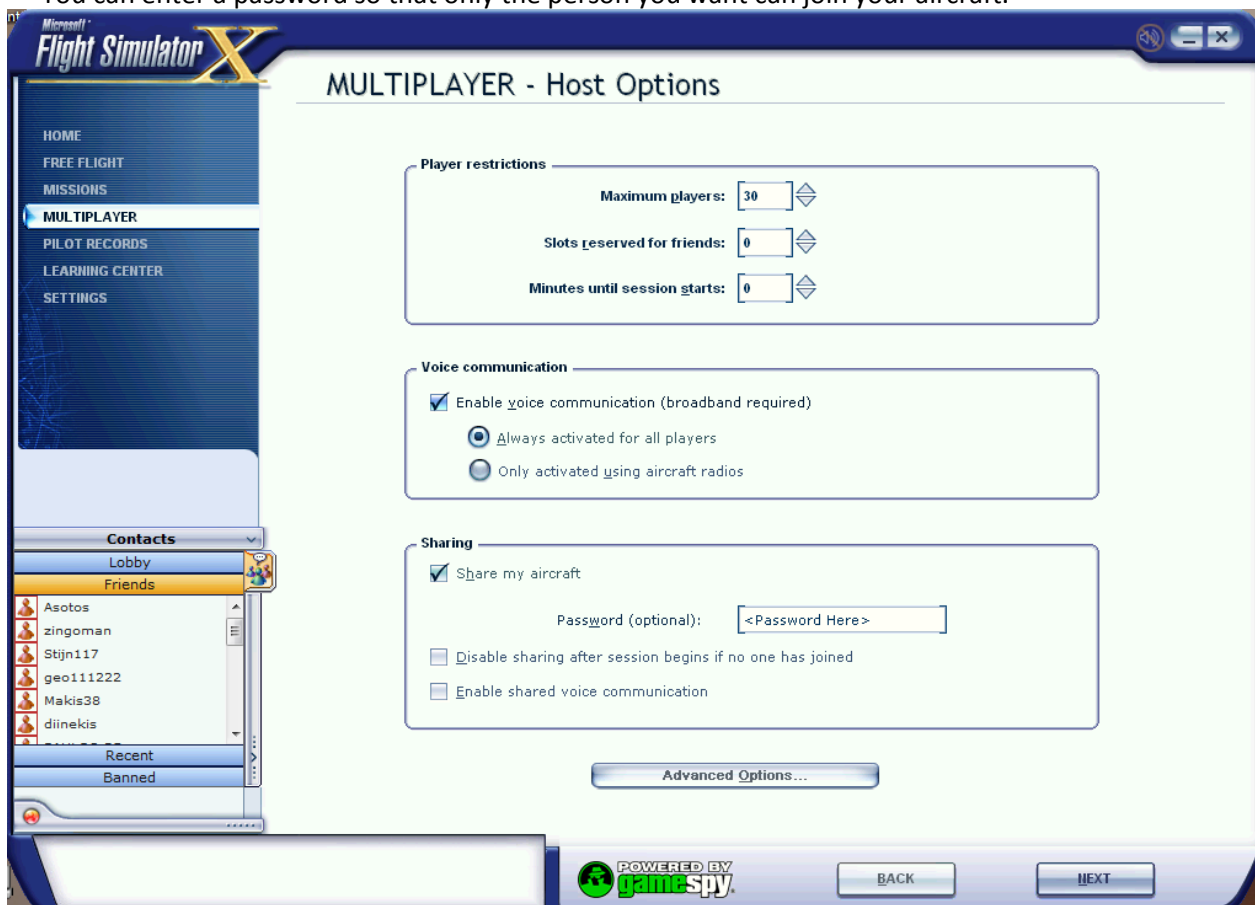
Always Activated for all players: This means that everyone who has joined your session will be able to communicate with you, at any frequency, with the Press of CAPS LOCK

Only activated using aircraft radios: This means that everyone who has joined your session will be able to communicate with you at a fixed frequency, with the press of CAPS LOCK

Sharing

FSX Deluxe offers a feature that FSX Standard does not: Share my aircraft. This means that 2 people can have control of one aircraft.

You can enter a password so that only the person you want can join your aircraft.



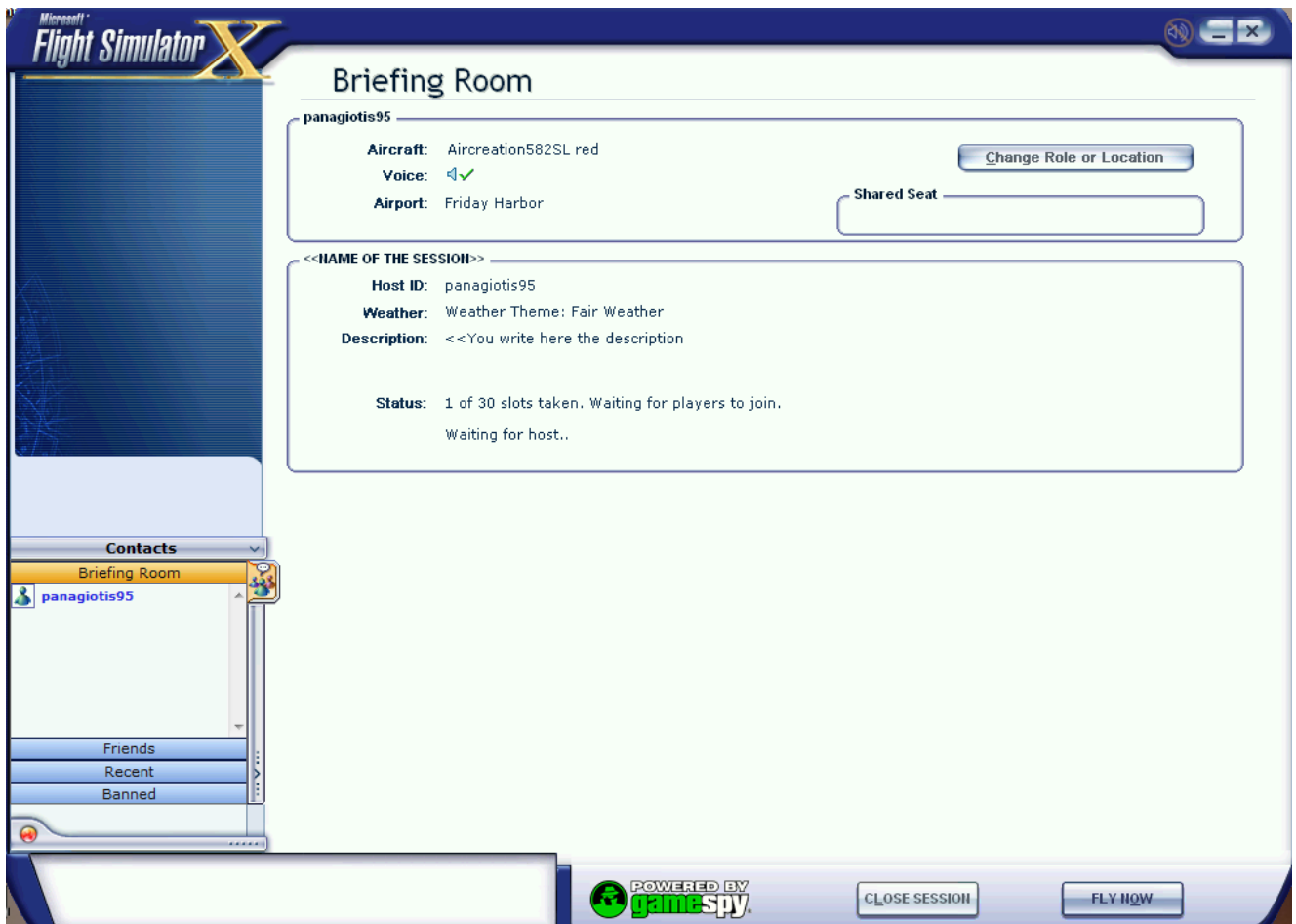
How to fly Multiplayer in FSX

by panos95

Click "NEXT". You'll get this message



...and shortly after that, you'll get this screen:



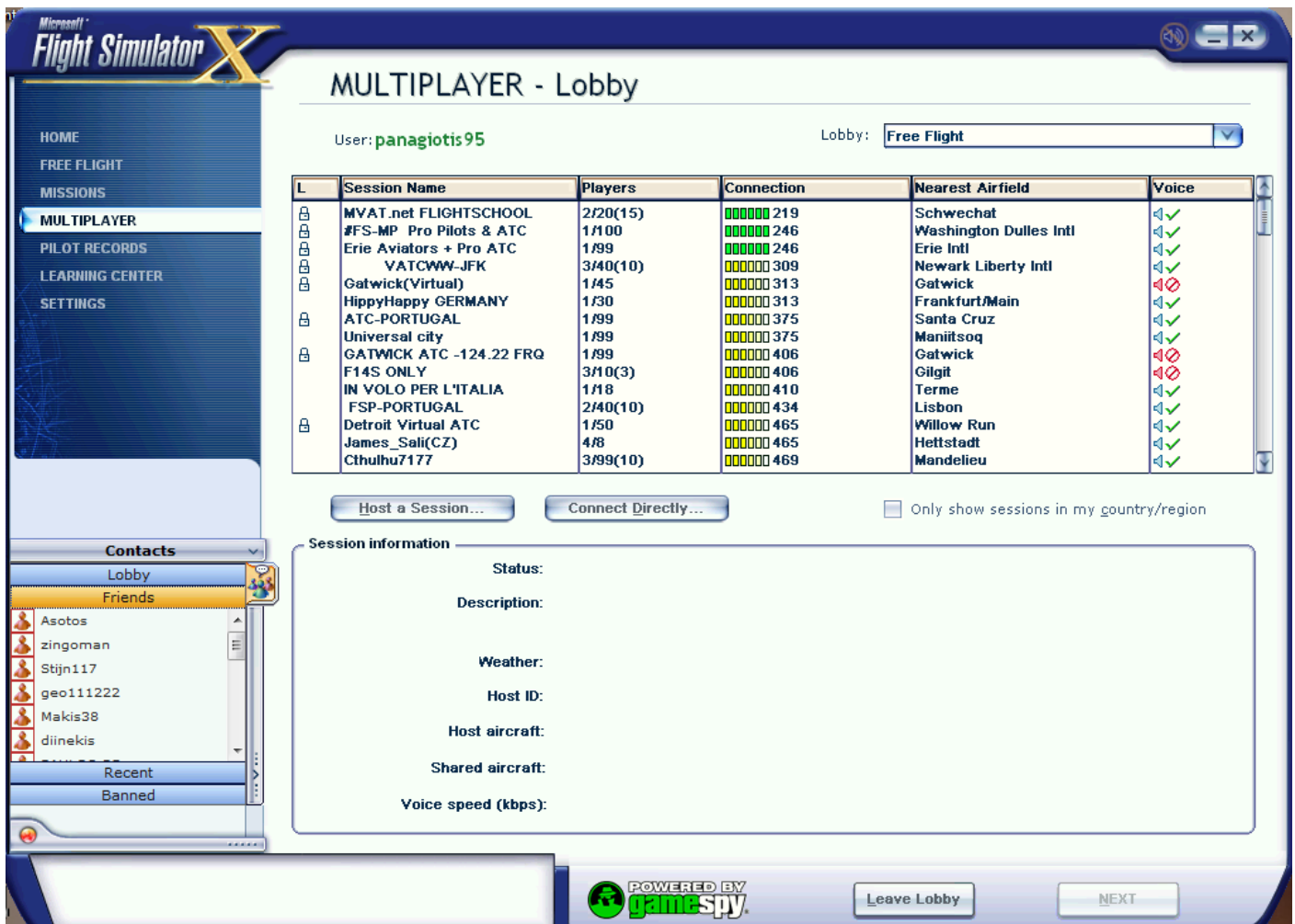
How to fly Multiplayer in FSX

by panos95

Now, click Fly NOW. Congratulations! You have created your first Multiplayer Session

3.4 Selecting a Session

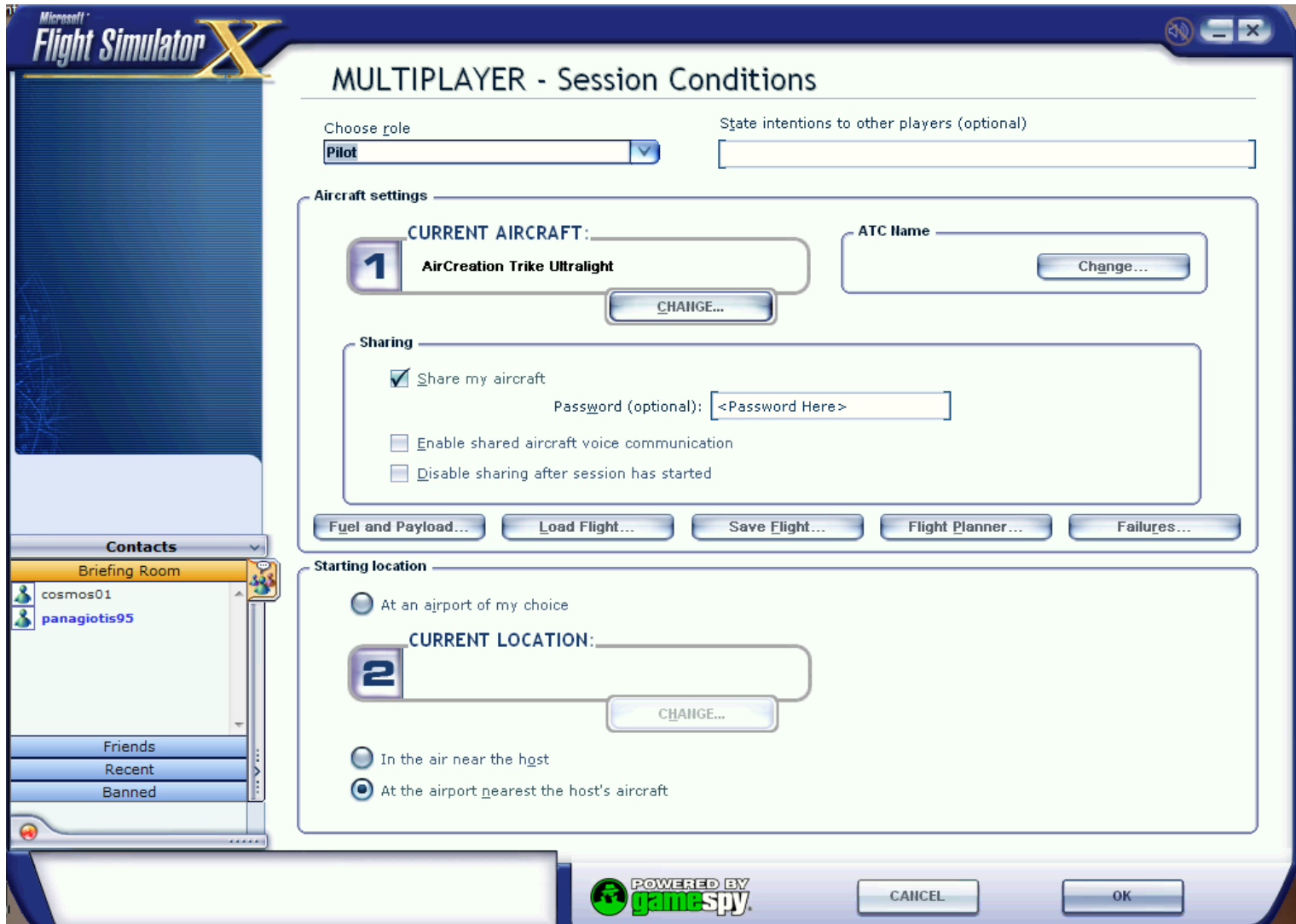
This is the easiest part. Just select a session from the list and click "NEXT"



How to fly Multiplayer in FSX

by panos95

You will get the following:



Select the required options as before and click OK. Shortly after that, click Fly Now. Now you should be placed at the airport of your choice, in the air near the host, or at the airport nearest the host's aircraft.

How to fly Multiplayer in FSX

by panos95

4. Flying

4.1 OK. I'm in a Session. What's next?

Now, you should contact the others; ask them what they want you to do. Most times, they fly from one place to another, so what you have to do is follow them.

4.2 Communicating with others

I have a microphone

- If the host has chosen to communicate with others at a fixed radio frequency, then you should ask him with your chat box which is the right frequency. I'm sure he'll answer you as soon as he can. Then, you should tune to that frequency and press and hold down CAPS LOCK and speak.
- If the host has chosen to communicate with others at any frequency, you can hold down CAPS LOCK and speak.

I don't have a microphone

- If you don't have a microphone, you must use the CHAT BOX, which can be opened with this key combination: Control (CTRL)+ Shift+I

5. Frequently Asked Questions

Q=Question

A=Answer

Q1: I am sure I have checked the box for "share my aircraft" but my fellow friend cannot join it! The "Join Aircraft" box appears next to the pilot whose plane I want to join, but it is unclickable! What should I do?

A1: If this is what you get, you should do the following:

thankots	Boeing 737-800 Paint4	Eleftherios Ve	🔊 IN SESSION	Join Aircraft
cosmos01	Boeing 737-800 Paint4	Eleftherios Ve	🔊 IN SESSION	Join Aircraft
mihaliss	Boeing 737-800 A3	Alexandros Pa	🔊 IN SESSION	Join Aircraft

Mutley's Hangar

A Haven for Microsoft Flight Simulator Enthusiasts

How to fly Multiplayer in FSX

by panos95

- A) Make sure **the other player has ticked** the "share my aircraft" box
- B) Make sure **you haven't** ticked the "share my aircraft" box
- C) Make sure you have chosen the same aircraft as the other player has

If the above does not solve your problem, try rejoining the session.

Q2: I get low FPS in multiplayer mode while in Free Flight, in the same exactly place, I get more! What is going on here?

A2: This is because usually there is much traffic in multiplayer mode. What you have to do is:

Before you select or host a session, you should turn settings down a bit.

Q3: I am the host of a session and when I try to change my aircraft or state, I am disconnected from the session! To make matters worse, I am also disconnected from GameSpy. Why is this happening?

A3: Unfortunately, this is a FSX bug and I cannot guide you to a solution.

